

## JCPT1912DC

Self-propelled Scissor Lifts

### SPECIFICATIONS

Size	Metric	British
Max. Working Height <b>A</b>	19.00m	62ft 4.0in
Max. Platform Height <b>B</b>	17.00m	55ft 9in
Overall Length <b>C</b>	4.72m	15ft 6in
Overall Width <b>D</b>	1.25m	4ft 1in
Overall Height(Rails Up) <b>E</b>	3.57m	11ft 9in
Overall Height(Rails Down) <b>F</b>	2.74m	9ft
Platform Size(Length×Width)	4.30m×1.19m	14ft 1in × 3ft 11in
Platform Extension Size <b>G</b>	1.80m	5ft 11in
Ground Clearance(Stowed/Raised)	0.20m/0.02m	8in/1in
Wheelbase <b>H</b>	3.18m	10ft 5in
Turning Radius(Inside/Outside)	1.60m/2.30m	5ft 3in/7ft 7in
Tyres	28×10-22	28×10-22

#### Performance

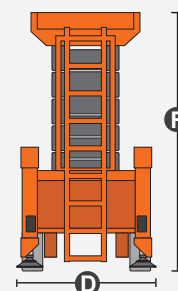
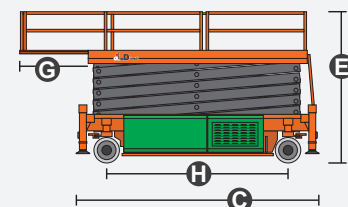
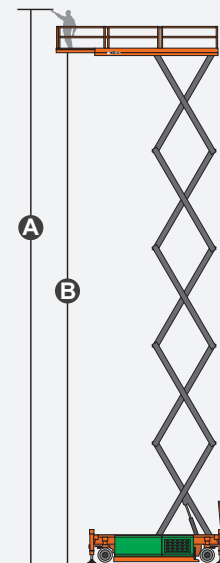
S.W.L	750kg	1653lb
S.W.L On Extension	750kg	1653lb
Max. Occupants	2	2
Gradeability	25%	25%
Travel Speed(Stowed)	3.5km/h	2.17mph
Travel Speed(Raised)	0.5km/h	0.31mph
Max. Working Slope	1°(0°)	1°(0°)
Up/Down Speed	75/72sec	75/72sec

#### Weight

Overall Weight	11750kg	25904lb
----------------	---------	---------

#### Power

Hydraulic Tank	130L	34gal
Battery	48V/630Ah	48V/630Ah
Charger	48V/60A	48V/60A
Driving Motor	4×32VAC/3.3kW	4×32VAC/3.3kW
Lifting Motor	2×48VDC/8.0kW	2×48VDC/8.0kW



## JCPT1912DC

Self-propelled Scissor Lifts

### FEATURES

#### Standard Items

- Proportional Joystick Controls
- Self-Locking Gates
- One-Way Platform Extension Deck
- Four-Wheel Drive
- Four-Wheel Steering
- Automatic Braking System
- Self-Weight Lowering System
- Tubing Explosion-Proof System
- Onboard Fault Diagnostic System
- Tilt Alarm
- Motion Alarm
- Horn
- Hour Meter
- Charging Protection System
- Flashing LED Beacon
- Foldable Guard Rails
- Drive Enable
- Charging Indicator
- Manual Brake Release
- Lanyard Attachment Point
- Tie-Down And Lifting Points
- Automatic Leveling Hydraulic Outriggers
- Emergency Pump
- Emergency Stop Button
- Platform Load Sense System
- Drivable At Full Height

