

### GTWY14-1300

Self-propelled Vertical Lifts

## SPECIFICATIONS

Size	Metric	British
Max. Working Height <b>A</b>	14.00m	45ft 11in
Max. Platform Height <b>B</b>	12.00m	39ft 4in
Overall Length(Stowed) <b>C</b>	1.53m	5ft
Overall Length(Tilted Back) <b>D</b>	3.04m	10ft
Overall Width <b>E</b>	0.75m	2ft 6in
Overall Height(Stowed) <b>F</b>	2.77m	9ft 1in
Overall Height(Tilted Back) <b>G</b>	1.95m	6ft 5in
Outrigger Footprint(Length <b>H</b> /Width <b>I</b> )	2.08m/2.15m	6ft 10in/7ft 1in
Platform Size(Length×Width)	0.70m×0.60m	2ft 4in×2ft
Ground Clearance	0.055m	2in
Tyres(Front)	0.20m	8in
Tyres(Back)	0.13m	5in

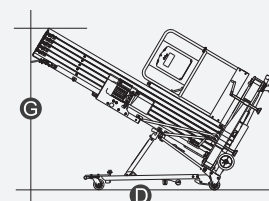
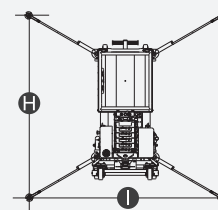
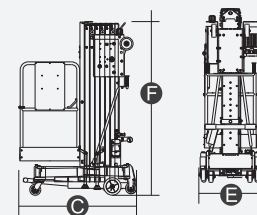
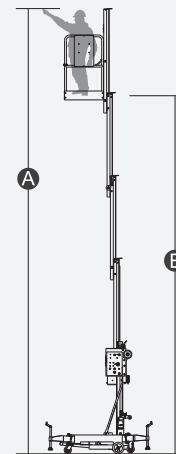
Performance		
S.W.L	136kg	299lb
Max. Occupants	1	1
Up/Down Speed	45/29sec	45/29sec

Weight		
Weight - AC	559kg	1232lb
Weight - DC	588kg	1296lb

Power		
Battery	12V/85Ah	12V/85Ah
Charger	12V/15A	12V/15A
Lifting Motor - AC	220VAC/1.5kW	220VAC/1.5kW
Lifting Motor - DC	12VDC/1.5kW	12VDC/1.5kW



ELECTRIC



## GTWY14-1300

Self-propelled Vertical Lifts

## FEATURES

### Standard Items

- Self-Locking Gates
- Emergency Descent System
- Tubing Explosion-Proof System
- Motion Alarm
- Charging Indicator(DC type)
- Charging Protection System(DC type)
- Flashing Beacon
- Lanyard Attachment Point
- Tie-Down And Lifting Points
- Emergency Stop Button

