

AMWP8-1200 Self-propelled Vertical Lifts

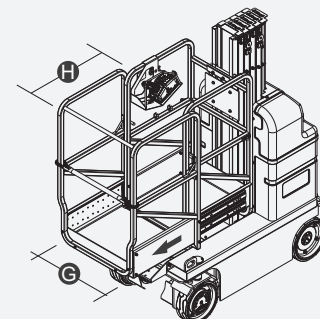
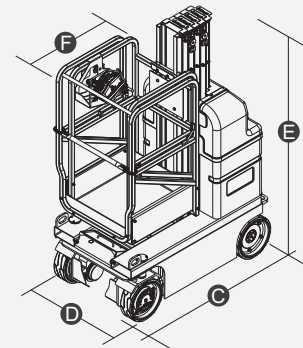
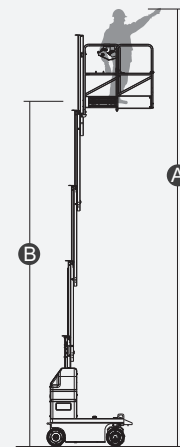
SPECIFICATIONS

Size	Metric	British
Max. Working Height A	8.00m	26ft 3in
Max. Platform Height B	6.00m	19ft 8in
Overall Length C	1.39m	4ft 7in
Overall Width D	0.76m	2ft 6in
Overall Height E	1.99m	6ft 6in
Platform Size(Length F ×Width G)	0.73m×0.75m	2ft 5in×2ft 6in
Platform Extension Size H	0.53m	1ft 9in
Ground Clearance(Stowed)	0.06m	2in
Ground Clearance(Raised)	0.019m	1in
Wheelbase	1.07m	3ft 6in
Turning Radius(Inside/Outside)	0/1.55m	0/5ft 1in
Tyres	Φ323×100mm	Φ1ft 1in×4in

Performance		
S.W.L	159kg	350lb
Max. Occupants	1	1
Gradeability	25%	25%
Max. Working Slope	X-1.5°/Y-3°	X-1.5°/Y-3°
Travel Speed(Stowed)	4.0km/h	2.50mph
Travel Speed(Raised)	1.1km/h	0.70mph
UP/Down Speed	23/25sec	23/25sec

Weight		
Weight	1285kg	2832lb

Power		
Battery	2×12V/115Ah	2×12V/115Ah
Charger	24V/15A	24V/15A
Drive Motor	2×24VDC/1.0kW	2×24VDC/1.0kW
Lifting Motor	24VDC/2.0kW	2×24VDC/1.0kW



AMWP8-1200

Self-propelled Vertical Lifts

FEATURES

Standard Items

- Proportional Joystick Controls
- Self-Locking Gates
- One-Way Platform Extension Deck
- Drivable At Full Height
- Non-Marking Tires
- Two-Wheel Drive
- Two-Wheel Steering
- Automatic Braking System
- Emergency Descent System
- Tubing Explosion-Proof System
- Fault Diagnosis System
- Tilt Alarm
- Motion Alarm
- Horn
- Hour Meter
- Standard Transport Forklift Holes
- Charging Protection System
- Flashing Beacon
- Automatic Pothole Protection
- Drive Enable
- Charging Indicator
- Manual Brake Release
- Lanyard Attachment Point
- Tie-Down And Lifting Points
- Platform Load Sense System
- Emergency Stop Button

